
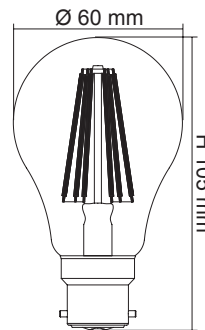




# LED FILAMENT GLS STYLE LAMP

## LG5, LG9 CLEAR



### DIMENSIONS



### CONSTRUCTION

- Clear glass diffuser
- High efficiency LED filament
- High colour rendering
- Built-in trailing edge dimmable LED driver
- 360° beam angle
- Double insulation

### COLOUR TEMPERATURE

- 2700K Warm White
- 5000K Neutral Daylight

### LAMP BASE

- B22
- E27

### FEATURES

- 1:1 size to traditional GLS lamp
- Dimmable
- Suits most GLS lamp fittings

Model No.	Input	Power	Lumen	CCT	Beam Angle	CRI	Dimmable	Lamp Base	Approximately equivalent to incandescent
LG5/27B22D/C	240V	4W	500lm	2700K	360°	>80	Yes*	B22	
LG5/27E27D/C	240V	4W	500lm	2700K	360°	>80	Yes*	E27	
LG5/50B22D/C	240V	4W	550lm	5000K	360°	>80	Yes*	B22	
LG5/50E27D/C	240V	4W	550lm	5000K	360°	>80	Yes*	E27	
LG9/27B22D/C	240V	8W	950lm	2700K	360°	>80	Yes*	B22	
LG9/27E27D/C	240V	8W	950lm	2700K	360°	>80	Yes*	E27	
LG9/50B22D/C	240V	8W	1000lm	5000K	360°	>80	Yes*	B22	
LG9/50E27D/C	240V	8W	1000lm	5000K	360°	>80	Yes*	E27	

\*Trailing edge dimming